

Max projection
4.0m

SIDELINE

EXTERNAL RETRACTABLE SIDE BLIND

interactive order form

Order number Requested delivery date

Client reference

Company

DELIVERY PICK UP

Delivery address (Business address only)

City State Postcode



Special instructions

Fabric range Fabric colour/code

Powdercoat (RAL colours only)

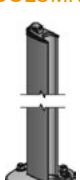





Handle finishes

Sloped unit? (Angle of slope? - Max 20°)

Fabric dispensing side
 LEFT
 RIGHT

Side fix angle* #HS110
 Is angle required?
 YES

* Indicates price surcharge for this item

Mounting of pulling profile
 #HS108
 #HS111
 #HS119
 #HS109
 #HS116
 #HS117

! Please note: Details on this order form are final and cannot be changed after sending. All orders are processed immediately and modifications to order will occur costs.

Measurements SIDELINE maximum projection is 4.0m

| Position/Reference | Height (mm) | Pull-out Projection (mm) | Notes |
|--------------------|-------------|--------------------------|-------|
| | | | |
| | | | |
| | | | |
| | | | |
| | | | |

Please check your order confirmation email. If you do not receive one within 48 hours, please contact us.

Name of authorised person Order date

Please tick this box to confirm that you are authorised to place this order.

