

Colour Selector

The Colour Selector contains products that are for use on interior and exterior applications. It includes warrantable products up to 10 years and non-warrantable products.

	NON-HABITABLE	RESIDENTIAL ←4 LEVELS	RESIDENTIAL →3 LEVELS	COMMERCIAL ←4 LEVELS	COMMERCIAL →3 LEVELS	PRESTIGIOUS COMMERCIAL	MONUMENTAL
INTERIOR	•	•	•	•	•	•	•
EXTERIOR	•	•					

Dulux World of Colour®
Powder Coat Series
Australian Collection



Dulux Powder Coat Colour Selector

DURALLOY[®]
POWDERCOAT RANGE




AS 3715
AAMA 2603


Subtle and neutral solid colours including the Colorbond[®] steel standard colour range delivered with warranty grade* advanced durable polyester thermosetting powder. See product suitability tables for recommended usage.



PEARL WHITE
Gloss 2721114G Gloss 2601229G RC




CLASSIC PEARL WHITE
Gloss 27281880 Gloss 2601228G RC



BRIGHT WHITE
Gloss 26084636 RC Gloss 27284636



EVENING HAZE[®] CB
Satin 2723055S Matt 2603168M RC



OYSTER
Matt 26036858 RC Matt 27236858



SURFMIST[®] CB
Satin 2721137S Satin 2601137S RC
Matt 2603167M RC



GREY NURSE
Gloss 26050060 RC



COVE[®] CB
Satin 2606250S RC Matt 2606252M RC



APO GREY
Satin 26032786 RC Satin 27232786



ANOTEC[®] SILVER GREY
Matt 27251272



SHALE GREY[®] CB
Satin 26083246 RC Satin 27283246
Matt 2607557M RC



PALE EUCALYPT[®] CB
Satin 2606127S RC Matt 2606303M RC



WINDSPRAY[®] CB
Satin 2607256S RC Satin 2727256S
Matt 2607559M RC



DUNE[®] CB
Matt 2607558M RC Satin 2723087S
Satin 2603087S RC



WEDGEWOOD
Satin 27250279



WILDERNESS[®] CB
Satin 27284224



OLDE PEWTER
Satin 26050243 RC Satin 27250243



STONE GREY
Satin 26078126 RC Satin 27278126



BLUE RIDGE[®] CB
Satin 27288480



MANGROVE[®] CB
Satin 2606262S RC



NOTRE DAME
Gloss 26036672 RC Gloss 27236672



WALLABY[®] CB
Satin 2607474S RC Matt 2607476M RC



DEEP OCEAN[®] CB
Satin 2605125S RC Satin 2725125S
Matt 2605267M RC



COTTAGE GREEN[®] CB
Satin 26084219 RC Satin 27284219
Matt 2606304M RC



BERRY GREY
Satin 26088362 RC Gloss 2727262G



BASALT[®] CB
Satin 2607473S RC Matt 2607475M RC



CHARCOAL
Satin 26088351 RC Satin 27288351
Gloss 2729086G



CLASSIC HAWTHORN GREEN
Gloss 27233709



IRONSTONE[®] CB
Satin 2607257S RC Satin 2727257S
Matt 2607556M RC



ANOTEC[®] DARK GREY
Matt 2725127S Matt 2607538M RC



BLACK
Gloss 2609132G RC Gloss 2729090G



DEEP BRUNSWICK GREEN
Gloss 2606134G RC Gloss 2726134G

RC RapidCure Technology enables a possible reduction in energy consumption through lower cure temperatures, and or faster line speeds.

CB Colorbond[®] and the Colorbond colour names are registered trademarks of Bluescope Steel Limited.

			
WHITE Satin 2721139S Satin 2601139S RC	SHOJI WHITE Satin 26084682 Satin 27284682 RC	BARRISTER WHITE Satin 27284672	WHITE BIRCH Gloss 27237131 Gloss 2602057G RC
			
OFF WHITE Satin 2603149S RC Satin 27233732	ANOTEC® OFF WHITE Matt 2602181M RC	MAGNOLIA Gloss 27232658	CANOLA CREAM Gloss 27281796
			
LIGHT GREY Gloss 2727263G	RIVERGUM BEIGE Gloss 27236991	PAPERBARK® Satin 2723088S Satin 2603135S RC Matt 2603174M RC	CLASSIC CREAM® Satin 2602095S RC Satin 2722095S Matt 26084732 RC
			
GULLY® Satin 2608233S RC Matt 2608235M RC	RIVERSAND® Matt 2603193M RC	BARLEY Gloss 2723089G	PRIMROSE Gloss 26084365 RC Gloss 27284365
			
WOODLAND GREY® Satin 2727255S Satin 2606255S RC Matt 2606256M RC	JASPER® Satin 2608122S RC Satin 2728122S Matt 2608252M RC	STONE BEIGE Matt 26032538 RC	DOESKIN Satin 26032516 RC
			
MONUMENT® Satin 2609067S RC Satin 2729067S Matt 2609066M RC	WEATHERED COPPER Matt 27233724	HAMMERSLEY BROWN Satin 26084657 RC	TERRAIN® Satin 2608232S RC Matt 2608234M RC
			
BLACK (C/B NIGHT SKY®) Matt 2609129M RC Matt 27219319	BLACK (C/B NIGHT SKY®) Satin 2609128S RC Satin 27219268	ANOTEC® MID BRONZE Matt 27251014	MANOR RED® Satin 2604134S RC Satin 2724134S Matt 2604292M RC

PRECIOUS® POWDERCOAT RANGE




Beautiful decorative pearlescent colours delivered with warranty grade* advanced durable polyester thermosetting powder. See product suitability tables for recommended usage.

			
MOTHER OF PEARL Gloss 97184678	CITI PEARL Matt 97188471	METROPOLIS® SILVER GLOW PEARL Gloss 97184623	NICKEL PEARL Matt 97188360

* All Dulux Duralloy® and Precious® products are supported by Dulux Alumi Shield and Dulux Steel Shield warranties when applied by a Dulux Accredited Powder Coater to the warranty specification on recommended project types and conditions. For more information visit duluxpowders.com.au/warranties



NATURAL PEARL
Matt 97189119



SHARP SILVER KINETIC® PEARL
Satin 9717238K



SILVER KINETIC® PEARL
Satin 9717043K



COPPER KINETIC® PEARL
Satin 9717183K



ESSENTIAL SILVER PEARL
Matt 2603146Q RC



ST ELMOS FIRE KINETIC® PEARL
Satin 9717208K



PEWTER PEARL
Satin 97188202



CHAMPAGNE KINETIC® PEARL
Matt 9713059K



PLATYPUS KINETIC® PEARL
Satin 9717214K



TYPHOON PEARL
Satin 2607469Q RC



GUNMETAL KINETIC® PEARL
Satin 9718115K



BRONZE PEARL
Satin 97194686



METROPOLIS® BRONZE PEARL
Satin 97159003



STEEL PEARL
Satin 97157127



ONYX PEARL
Gloss 97152052



CHARCOAL METALLIC PEARL
Gloss 97118796

ALPHATEC®
POWDERCOAT RANGE



Fun, bright solid colours for a big impact delivered with tough polyester thermosetting powder. See product suitability tables for recommended usage.



LEMON YELLOW
Gloss 98432120



SAFETY YELLOW
Gloss 9842015G Gloss 2652162G RC



BLAZE BLUE
Gloss 98419941 Gloss 2655268G RC



BRIGHT SILVER METALLIC
Gloss 96151491



YELLOW GOLD
Gloss 98433617 Gloss 2652188G RC



ORANGE X15
Gloss 98451439 Gloss 2654293G RC



FRENCH BLUE
Gloss 98432725



TRANSFORMER GREY
Gloss 98432186



COPPER PEARL
Satin 9614137Q



SIGNAL RED
Gloss 98450735 Gloss 2654294G RC



POMMEL BLUE
Gloss 98451034



MISTLETOE
Gloss 98451040 Gloss 2656292G RC



ANODIC BRONZE
Satin 96119930



FLAME RED
Gloss 98419959



SPACE BLUE
Gloss 98419990



DARK VIOLET
Gloss 98451926

SURREAL® EFFECTS

MANNEX®



Distinctive and decorative course textured effect finishes delivered with tough polyester thermosetting powder. See product suitability tables for recommended usage.




MANNEX® BLACK
90132679



MANNEX® SILVER LODGE PEARL
9017034Z



MANNEX® SUEDE
90137543



MANNEX® WHITE
90133641

SURREAL® EFFECTS

SCYLLA®



An open ripple effect with a sharp gloss finish delivered with tough polyester thermosetting powder. See product suitability tables for recommended usage.



RED BROWN SCYLLA®
90185473



STONE BEIGE SCYLLA®
90185474



LIGHT GREY SCYLLA®
90150766



HORIZON WHITE SCYLLA®
90151608



BLACK SCYLLA®
90150003



STORM GREY SCYLLA®
90150183



APO GREY SCYLLA®
90136612



NOTRE DAME SCYLLA®
90150223

SURREAL® EFFECTS

SAROUK®



A range of matt ripple finishes designed for interior only applications delivered with polyester/epoxy thermosetting powder. See product suitability tables for recommended usage.



BLACK SAROUK®
93551146



GRAPHITE SAROUK®
93551677



SILVER SAROUK®
93584874

SURREAL® EFFECTS

HAMMER®



A heavy undulating profile, with a coloured vein ripple delivered with tough polyester thermosetting powder. See product suitability tables for recommended usage.



BLUE HAMMER®
90185159



GREY HAMMER®
90185184

SURREAL® EFFECTS

AZTEC®



A heavy undulating profile, with a pearl vein ripple delivered with tough polyester thermosetting powder. See product suitability tables for recommended usage.



AZTEC® BLACK
90182757



AZTEC® SILVER
90185040

Note: Whilst most of the Surreal Effect finishes are suitable for exterior durability, the external use of a profiled effect can lead to accumulation of dirt within the pattern which can reduce film performance, appearance or make cleaning and maintenance difficult.

Product Range

RANGE	COLOUR NAME	FINISH	LOOK	RAPID CURE	COLORBOND®	PRODUCT CODE	R	G	B	LRV
Alphatec	Anodic Bronze	Satin	Bright Solid			96119930	83	74	60	10%
Alphatec	Blaze Blue	Gloss	Bright Solid	RC		2655268G	0	106	178	16%
Alphatec	Blaze Blue	Gloss	Bright Solid			98419941	0	106	178	16%
Alphatec	Bright Silver Metallic	Gloss	Bright Solid			96151491	161	163	164	41%
Alphatec	Copper Pearl	Satin	Bright Solid			9614137Q	147	101	72	20%
Alphatec	Dark Violet	Gloss	Bright Solid			98451926	81	58	112	9%
Alphatec	Flame Red	Gloss	Bright Solid			98419959	152	41	44	11%
Alphatec	French Blue	Gloss	Bright Solid			98432725	46	83	161	13%
Alphatec	Lemon Yellow	Gloss	Bright Solid			98432120	241	214	80	70%
Alphatec	Mistletoe	Gloss	Bright Solid	RC		2656292G	13	105	56	14%
Alphatec	Mistletoe	Gloss	Bright Solid			98451040	13	105	56	14%
Alphatec	Orange X15	Gloss	Bright Solid	RC		2654293G	226	103	42	30%
Alphatec	Orange X15	Gloss	Bright Solid			98451439	226	103	42	30%
Alphatec	Pommel Blue	Gloss	Bright Solid			98451034	31	78	129	10%
Alphatec	Safety Yellow	Gloss	Bright Solid	RC		2652162G	241	161	33	48%
Alphatec	Safety Yellow	Gloss	Bright Solid			9842015G	241	161	33	48%
Alphatec	Signal Red	Gloss	Bright Solid	RC		2654294G	174	55	44	15%
Alphatec	Signal Red	Gloss	Bright Solid			98450735	174	55	44	15%
Alphatec	Space Blue	Gloss	Bright Solid			98419990	44	57	114	7%
Alphatec	Transformer Grey	Gloss	Bright Solid			98432186	125	138	133	29%
Alphatec	Yellow Gold	Gloss	Bright Solid	RC		2652188G	246	167	19	51%
Alphatec	Yellow Gold	Gloss	Bright Solid			98433617	246	167	19	51%
Duralloy	Anotec® Dark Grey	Matt	Solid	RC		2607538M	58	65	69	8%
Duralloy	Anotec® Dark Grey	Matt	Solid			27251275	58	65	69	8%
Duralloy	Anotec® Mid Bronze	Matt	Solid			27251014	66	57	51	7%
Duralloy	Anotec® Off White	Matt	Solid	RC		2602181M	225	218	199	73%
Duralloy	Anotec® Silver Grey	Matt	Solid			27251272	175	176	176	48%
Duralloy	APO Grey	Satin	Solid	RC		26032786	172	173	172	46%
Duralloy	APO Grey	Satin	Solid			27232786	172	173	172	46%
Duralloy	Barley	Gloss	Solid			2723089G	215	200	179	63%
Duralloy	Barrister White	Satin	Solid			27284672	235	225	206	78%
Duralloy	Basalt®	Matt	Solid	RC	CB	2607475M	91	93	93	15%
Duralloy	Basalt®	Satin	Solid	RC	CB	2607473S	91	93	93	15%
Duralloy	Berry Grey	Satin	Solid	RC		26088362	79	82	87	12%
Duralloy	Berry Grey	Gloss	Solid			2727262G	79	82	87	12%
Duralloy	Black	Gloss	Solid	RC		2609132G	45	46	46	5%
Duralloy	Black	Gloss	Solid			2729090G	45	46	46	5%
Duralloy	Black (C/B Night Sky®)	Matt	Solid	RC	CB	2609129M	42	43	43	4%
Duralloy	Black (C/B Night Sky®)	Satin	Solid	RC	CB	2609128S	42	43	43	4%
Duralloy	Black (C/B Night Sky®)	Matt	Solid		CB	27219319	42	43	43	4%
Duralloy	Black (C/B Night Sky®)	Satin	Solid		CB	27219268	42	43	43	4%
Duralloy	Blue Ridge®	Satin	Solid		CB	27288480	75	93	105	14%
Duralloy	Bright White	Gloss	Solid	RC		26084636	225	233	240	82%
Duralloy	Bright White	Gloss	Solid			27284636	225	233	240	82%
Duralloy	Canola Cream	Gloss	Solid			27281796	243	231	200	82%
Duralloy	Charcoal	Satin	Solid	RC		26088351	55	59	62	7%
Duralloy	Charcoal	Gloss	Solid			2729086G	55	59	62	7%
Duralloy	Charcoal	Satin	Solid			27288351	55	59	62	7%
Duralloy	Classic Cream®	Matt	Solid	RC	CB	26084732	227	210	176	69%
Duralloy	Classic Cream®	Satin	Solid	RC	CB	2602095S	227	210	176	69%
Duralloy	Classic Cream®	Satin	Solid		CB	2722095S	227	210	176	69%
Duralloy	Classic Hawthorn Green	Gloss	Solid			27233709	45	67	56	7%
Duralloy	Classic Pearl White	Gloss	Solid	RC		2601228G	242	245	241	91%
Duralloy	Classic Pearl White	Gloss	Solid			27281880	242	245	241	91%
Duralloy	Cottage Green®	Matt	Solid	RC	CB	2606304M	54	80	69	10%
Duralloy	Cottage Green®	Satin	Solid	RC	CB	26084219	54	80	69	10%
Duralloy	Cottage Green®	Satin	Solid		CB	27284219	54	80	69	10%
Duralloy	Cove®	Matt	Solid	RC	CB	2606252M	144	136	111	30%
Duralloy	Cove®	Satin	Solid	RC	CB	2606250S	144	136	111	30%
Duralloy	Deep Brunswick Green	Gloss	Solid	RC		2606134G	47	61	54	7%
Duralloy	Deep Brunswick Green	Gloss	Solid			2726134G	47	61	54	7%
Duralloy	Deep Ocean®	Matt	Solid	RC	CB	2605267M	61	73	84	9%
Duralloy	Deep Ocean®	Satin	Solid	RC	CB	2605125S	61	73	84	9%
Duralloy	Deep Ocean®	Satin	Solid		CB	2725125S	61	73	84	9%
Duralloy	Doeskin	Satin	Solid	RC		26032516	195	170	128	47%
Duralloy	Dune®	Matt	Solid	RC	CB	2607558M	170	163	152	42%
Duralloy	Dune®	Satin	Solid	RC	CB	2603087S	170	163	152	42%
Duralloy	Dune®	Satin	Solid		CB	2723087S	170	163	152	42%
Duralloy	Evening Haze®	Matt	Solid	RC	CB	2603168M	188	183	163	51%
Duralloy	Evening Haze®	Satin	Solid		CB	2723055S	188	183	163	51%
Duralloy	Grey Nurse	Gloss	Solid	RC		26050060	190	185	165	53%
Duralloy	Gully®	Matt	Solid	RC	CB	2608235M	117	111	100	20%
Duralloy	Gully®	Satin	Solid	RC	CB	2608233S	117	111	100	20%
Duralloy	Hammersley Brown	Satin	Solid	RC		26084657	72	60	57	8%
Duralloy	Ironstone®	Matt	Solid	RC	CB	2607556M	74	78	85	11%
Duralloy	Ironstone®	Satin	Solid	RC	CB	2607257S	74	78	85	11%
Duralloy	Ironstone®	Satin	Solid		CB	2727257S	74	78	85	11%
Duralloy	Jasper®	Matt	Solid	RC	CB	2608252M	103	92	81	15%
Duralloy	Jasper®	Satin	Solid	RC	CB	2608122S	103	92	81	15%
Duralloy	Jasper®	Satin	Solid		CB	2728122S	103	92	81	15%
Duralloy	Light Grey	Gloss	Solid			2727263G	197	190	173	56%
Duralloy	Magnolia	Gloss	Solid			27232658	219	206	178	66%
Duralloy	Mangrove®	Satin	Solid	RC	CB	2606262S	100	101	84	17%
Duralloy	Manor Red®	Matt	Solid	RC	CB	2604292M	105	56	50	9%
Duralloy	Manor Red®	Satin	Solid	RC	CB	2604134S	105	56	50	9%
Duralloy	Manor Red®	Satin	Solid		CB	2724134S	105	56	50	9%

RANGE	COLOUR NAME	FINISH	LOOK	RAPID CURE	COLORBOND®	PRODUCT CODE	R	G	B	LRV
Duralloy	Monument®	Matt	Solid	RC	CB	2609066M	66	67	67	9%
Duralloy	Monument®	Satin	Solid	RC	CB	2609067S	66	67	67	9%
Duralloy	Monument®	Satin	Solid		CB	2729067S	66	67	67	9%
Duralloy	Notre Dame	Gloss	Solid	RC		26036672	94	98	101	16%
Duralloy	Notre Dame	Gloss	Solid			27236672	94	98	101	16%
Duralloy	Off White	Satin	Solid	RC		2603149S	217	217	205	72%
Duralloy	Off White	Satin	Solid			27233732	217	217	205	72%
Duralloy	Olde Pewter	Satin	Solid	RC		26050243	106	109	112	19%
Duralloy	Olde Pewter	Satin	Solid			27250243	106	109	112	19%
Duralloy	Oyster	Matt	Solid	RC		26036858	190	192	185	56%
Duralloy	Oyster	Matt	Solid			27236858	190	192	185	56%
Duralloy	Pale Eucalypt®	Matt	Solid	RC	CB	2606303M	120	129	106	25%
Duralloy	Pale Eucalypt®	Satin	Solid	RC	CB	2606127S	120	129	106	25%
Duralloy	Paperbark®	Matt	Solid	RC	CB	2603174M	194	177	152	50%
Duralloy	Paperbark®	Satin	Solid	RC	CB	2603135S	194	177	152	50%
Duralloy	Paperbark®	Satin	Solid		CB	2723088S	194	177	152	50%
Duralloy	Pearl White	Gloss	Solid	RC		2601229G	239	243	242	90%
Duralloy	Pearl White	Gloss	Solid			2721114G	239	243	242	90%
Duralloy	Primrose	Gloss	Solid	RC		26084365	237	219	181	75%
Duralloy	Primrose	Gloss	Solid			27284365	237	219	181	75%
Duralloy	Rivergum Beige	Gloss	Solid			27236991	217	206	190	66%
Duralloy	Riversand®	Matt	Solid	RC	CB	2603193M	159	142	125	33%
Duralloy	Shale Grey®	Matt	Solid	RC	CB	2607557M	179	181	175	50%
Duralloy	Shale Grey®	Satin	Solid	RC	CB	26083246	179	181	175	50%
Duralloy	Shale Grey®	Satin	Solid		CB	27283246	179	181	175	50%
Duralloy	Shoji White	Satin	Solid	RC		26084682	226	221	212	76%
Duralloy	Shoji White	Satin	Solid			27284682	226	221	212	76%
Duralloy	Stone Beige	Matt	Solid	RC		26032538	194	170	141	47%
Duralloy	Stone Grey	Satin	Solid	RC		26078126	144	142	138	32%
Duralloy	Stone Grey	Satin	Solid			27278126	144	142	138	32%
Duralloy	Surfmist®	Matt	Solid	RC	CB	2603167M	213	213	205	69%
Duralloy	Surfmist®	Satin	Solid	RC	CB	2601137S	213	213	205	69%
Duralloy	Surfmist®	Satin	Solid		CB	2721137S	213	213	205	69%
Duralloy	Terrain®	Matt	Solid	RC	CB	2608234M	100	65	51	10%
Duralloy	Terrain®	Satin	Solid	RC	CB	2608232S	100	65	51	10%
Duralloy	Wallaby®	Matt	Solid	RC	CB	2607476M	109	107	103	19%
Duralloy	Wallaby®	Satin	Solid	RC	CB	2607474S	109	107	103	19%
Duralloy	Weathered Copper	Matt	Solid			27233724	81	73	63	10%
Duralloy	Wedgewood	Satin	Solid			27250279	90	121	144	23%
Duralloy	White	Satin	Solid	RC		2601139S	243	245	241	92%
Duralloy	White	Satin	Solid			2721139S	243	245	241	92%
Duralloy	White Birch	Gloss	Solid	RC		2602057G	249	236	214	87%
Duralloy	White Birch	Gloss	Solid			27237131	245	236	216	86%
Duralloy	Wilderness®	Satin	Solid		CB	27284224	98	112	98	19%
Duralloy	Windspray®	Matt	Solid	RC	CB	2607559M	126	132	129	27%
Duralloy	Windspray®	Satin	Solid	RC	CB	2607256S	126	132	129	27%
Duralloy	Windspray®	Satin	Solid		CB	2727256S	126	132	129	27%
Duralloy	Woodland Grey®	Matt	Solid	RC	CB	2606256M	82	82	77	12%
Duralloy	Woodland Grey®	Satin	Solid	RC	CB	2606255S	82	82	77	12%
Duralloy	Woodland Grey®	Satin	Solid		CB	2727255S	82	82	77	12%
Precious	Bronze Pearl	Satin	Pearlescent			97194686	73	63	51	8%
Precious	Champagne Kinetic® Pearl	Matt	Pearlescent			9713059K	140	132	120	28%
Precious	Charcoal Metallic Pearl	Gloss	Pearlescent			97118796	64	64	65	8%
Precious	Citi Pearl	Matt	Pearlescent			97188471	166	171	174	45%
Precious	Copper Kinetic® Pearl	Satin	Pearlescent			9717183K	136	128	117	27%
Precious	Essential Silver Pearl	Matt	Pearlescent	RC		2603146Q	161	162	158	41%
Precious	Gunmetal Kinetic® Pearl	Satin	Pearlescent			9718115K	86	85	81	13%
Precious	Metropolis® Bronze Pearl	Satin	Pearlescent			97159003	74	71	69	10%
Precious	Metropolis® Silver Glow Pearl	Gloss	Pearlescent			97184623	165	171	174	45%
Precious	Mother Of Pearl	Gloss	Pearlescent			97184678	228	223	214	77%
Precious	Natural Pearl	Matt	Pearlescent			97189119	161	162	158	41%
Precious	Nickel Pearl	Matt	Pearlescent			97188360	169	160	146	40%
Precious	Onyx Pearl	Gloss	Pearlescent			97152052	61	62	64	8%
Precious	Pewter Pearl	Satin	Pearlescent			97188202	121	125	125	25%
Precious	Platypus Kinetic® Pearl	Satin	Pearlescent			9717214K	161	158	152	39%
Precious	Sharp Silver Kinetic® Pearl	Satin	Pearlescent			9717238K	159	162	162	41%
Precious	Silver Kinetic® Pearl	Satin	Pearlescent			9717043K	150	154	153	37%
Precious	St Elmos Fire Kinetic® Pearl	Satin	Pearlescent			9717208K	144	146	147	33%
Precious	Steel Pearl	Satin	Pearlescent			97157127	87	92	93	14%
Precious	Typhoon Pearl	Satin	Pearlescent	RC		2607469Q	89	90	87	14%
Surreal Effects Aztec	Aztec Black	Effect	Pearl Vein Ripple			90182757	82	86	89	13%
Surreal Effects Aztec	Aztec Silver	Effect	Pearl Vein Ripple			90185040	77	81	83	11%
Surreal Effects Hammer	Blue Hammer	Effect	Colour Vein Ripple			90185159	41	74	98	9%
Surreal Effects Hammer	Grey Hammer	Effect	Colour Vein Ripple			90185184	110	113	115	21%
Surreal Effects Mannex	Mannex Black	Effect	Textured			90132679	45	46	47	5%
Surreal Effects Mannex	Mannex Silver Lode Pearl	Effect	Textured			9017034Z	156	158	154	39%
Surreal Effects Mannex	Mannex Suede	Effect	Textured			90137543	196	191	181	57%
Surreal Effects Mannex	Mannex White	Effect	Textured			90133641	240	242	237	90%
Surreal Effects Sarouk	Black Sarouk	Effect	Matt Ripple			93551146	50	51	52	5%
Surreal Effects Sarouk	Graphite Sarouk	Effect	Matt Ripple			93551677	84	84	84	12%
Surreal Effects Sarouk	Silver Sarouk	Effect	Matt Ripple			93584874	144	145	144	33%
Surreal Effects Scylla	APO Grey Scylla	Effect	Ripple			90136612	172	173	172	46%
Surreal Effects Scylla	Black Scylla	Effect	Ripple			90150003	48	48	49	5%
Surreal Effects Scylla	Horizon White Scylla	Effect	Ripple			90151608	239	238	229	86%
Surreal Effects Scylla	Light Grey Scylla	Effect	Ripple			90150766	193	186	165	53%
Surreal Effects Scylla	Notre Dame Scylla	Effect	Ripple			90150223	92	96	99	15%
Surreal Effects Scylla	Red Brown Scylla	Effect	Ripple			90185473	73	61	59	8%
Surreal Effects Scylla	Stone Beige Scylla	Effect	Ripple			90185474	197	178	155	50%
Surreal Effects Scylla	Storm Grey Scylla	Effect	Ripple			90150183	124	137	131	28%

Worth doing, worth Dulux.®

Meeting Project Needs

The following tables can be used to help identify your project and environment needs, and ultimately the product choice you have from this card.

Product Suitability – Aluminum

Project Type	Environment	Conditions	Duralloy ²	Precious ²	Alphatec	Surreal Effects Mannex	Surreal Effects Sarouk ¹	Surreal Effects Scylla	Surreal Effects Hammer	Surreal Effects Aztec
Residential (<4 Levels)	Exterior	Mild	●	●						
Non-Habitable	Exterior	Mild	●	●	○	○	○	○	○	○
All Projects	Interior	General Interior	●	●	○	○	○	○	○	○

● Alumi Shield Warranty. ○ Non-warrantable. 1. Surreal Effects Sarouk is interior only.

2. Duralloy and Precious are only suitable for coastal environments >100m from the high tide line and are NOT suitable in strongly acidic environments so PH must be >5.

- Non-Habitable projects are those that are not dwelling types. Examples can be furniture, bus shelters, statues, signage etc.
- Residential properties (BCA Class 1 & 10) are typically easy to maintain, given their height and access.
- All projects can include monumental, prestigious commercial, commercial and residential of all types (levels).

Product Suitability – Steel

AS4312 & ISO 12944	Corrosion Category			Primer System	Top Coat Choice							
	Description of Environment	Mild Steel Corrosion Rate (Microns Per Year) ¹	Example Environment	Zinc-shield	Duralloy ³	Precious ³	Alphatec	Surreal Effects Mannex	Surreal Effects Sarouk ²	Surreal Effects Scylla	Surreal Effects Hammer	Surreal Effects Aztec
C1	Very Low	<1.3	Interior: Dry indoors	●	●	●	○	○	○	○	○	○
C2	Low	1.3-25	Exterior: Arid, urban, inland Interior: Minor condensation	●	●	●	○	○	○	○	○	○
C3	Medium	25-50	Exterior: Coastal or industrial Interior: High moisture	●	●	●	○	○	○	○	○	○

● Steel Shield Warranty. ○ Non-warrantable. 1. Corrosion rate is for uncoated steel. 2. Surreal Effects Sarouk is interior only.

3. Duralloy and Precious are only suitable for coastal environments >100m from the high tide line and are NOT suitable in strongly acidic environments so PH must be >5.

- Substrates include Mild Steel, Bright/Semi Bright Steel, Black Steel and Blue Steel.
- Please refer to a Dulux Duspec Specification for exact specification details.

For more information visit duluxpowders.com.au/specifications

Warranted Performance

All Dulux Duralloy and Precious powder coat products are backed by product specific warranties.

	Warranty	Duralloy	Precious
Alumi Shield Warranty	Aluminium Durability	10 Years	10 Years
	Aluminium Colour	10 Years	10 Years
Steel Shield Warranty	Steel Corrosion	Up to 10 Years	Up to 10 Years
	Steel Colour	10 Years	10 Years

Warranties are made up of a colour warranty (for colour fade and chalking), durability warranty (film integrity for aluminium only), and corrosion warranty (for steel only). They are only valid when applied by a Dulux Accredited Powder Coater to the warranty specification on recommended project types and conditions.

For more information visit duluxpowders.com.au/warranties

Dulux Accredited Powder Coaters

Only Dulux Accredited Powder Coaters are able to issue our Dulux Alumi Shield and Steel Shield warranties after demonstrating their capability to meet stringent quality conditions and international standards.



For more information visit duluxpowders.com.au/accredited

Custom Colour

This colour card and our Premium Colour Selector offer a range of products and colours that are readily available. If you cannot find the colour you require in a particular product, Dulux offer a Custom colour service. Call 13 24 99 or visit duluxpowders.com.au

Advice Line

Our dedicated consultants can help simplify the specification process, saving you time and money by providing the right coating advice for your project. Call 13 24 99 or visit duluxpowders.com.au

Offices

Australia

Dulux Powder & Industrial Coatings
1-15 Pound Road West, Dandenong South VIC 3175
T (61) 3 8787 4500 F (61) 3 8787 4542

New Zealand

Dulux Powder & Industrial Coatings
31B Hillside Road, Glenfield, Auckland, New Zealand
T (64) 9 441 8244 F (64) 9 441 8242

Singapore

DGL International Powder & Industrial Coatings
BLK 265, #02-275, Serangoon Central Drive
T (65) 68381010 F (65) 6733 5125

China

DGL Camel Powder Coatings
No.11 Changtang Road, Yantian District
Fenggang, Dongguan, Guangdong, China, PC 523701
T (86) 769 8680 1088 F (86) 769 8680 1092/8756 9339

Dulux, Duralloy, Precious, Alphatec, Anotec, Surreal Effects, Worth doing, worth Dulux and Dulux World of Colour are registered trade marks and Custom Colour, Rapidcure, Alumi Shield, Steel Shield and Dulux Accredited Powder Coaters are trade marks of DuluxGroup (Australia) Pty Ltd. Colorbond Steel and the Colorbond Steel colour names denoted by the ® symbol are registered trade marks of Bluescope Steel Ltd. Product colours displayed in this guide are indicative only. They have been matched to indoor viewing and are as close to the actual product colours as modern printing techniques allow. Colour appearance may vary according to light source. Always confirm your colour choice with production line prepared samples for final colour approval. Over time the durability performance between Colorbond Steel and Dulux Powder Coating products may vary. Copyright 2017 DuluxGroup (Australia) Pty Ltd.