


Premium Colour Selector

The Premium Colour Selector contains products that are for use on interior and exterior applications. It includes warrantable products up to 30 years durability.

	 NON-HABITABLE	 RESIDENTIAL ←4 LEVELS	 RESIDENTIAL →3 LEVELS	 COMMERCIAL ←4 LEVELS	 COMMERCIAL →3 LEVELS	 PRESTIGIOUS COMMERCIAL	 MONUMENTAL
INTERIOR	•	•	•	•	•	•	•
EXTERIOR	•	•	•	•	•	•	•

Dulux World of Colour®
Powder Coat Series
Australian Collection




Dulux Powder Coat Premium Colour Selector

DURATEC[®]
ZEUS[®]




✓ AS 3715
✓ AAMA 2603
✓ AAMA 2604

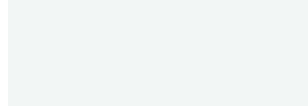
Subtle and neutral solid colours delivered with warranty grade* advanced super durable polyester thermosetting powder. See product suitability tables for recommended usage.




ZEUS ARCTIC WHITE
Satin 90058851




ZEUS APPLIANCE WHITE
Satin 90058853



ZEUS WHITE
Gloss 9001110G




ZEUS CHALK USA
Gloss 90073713



ZEUS TALC
Satin 90084682



ZEUS MATT CANVAS CLOTH
Matt 9007327M



ZEUS LUNAR GREY
Matt 90088417



ZEUS SILVER GREY
Gloss 90051272



ZEUS GREY
Satin 90088416



ZEUS TIMBERLAND
Satin 9007315S



ZEUS CHARCOAL
Satin 90087732



ZEUS DARK GREY
Matt 90051275



ZEUS MONUMENT[®]
Satin 9007307S



ZEUS MONUMENT[®]
Matt 9008189M



ZEUS BLACK
Matt 90088702



ZEUS LUNAR ECLIPSE
Satin 90087734

DURATEC® ETERNITY®



Beautiful decorative pearlescent colours delivered with warranty grade* advanced super durable polyester thermosetting powder. See product suitability tables for recommended usage.



ETERNITY LINEN PEARL
Satin 9001138Q



ETERNITY NICKEL PEARL
Matt 90088395



ETERNITY COPPER METALLIC KINETIC
Matt 9007183K



ETERNITY MATT CHAMPAGNE KINETIC
Matt 9003059K



ETERNITY CITI SILVER PEARL
Matt 9007024Q



ETERNITY CHAIN PEARL
Matt 90089119



ETERNITY STAR PEARL
Flat 9007005F



ETERNITY SILVER KINETIC PEARL
Satin 9007160K



ETERNITY PEWTER PEARL
Satin 90088396



ETERNITY TITANIUM PEARL
Satin 90087728



ETERNITY BRONZE PEARL
Satin 90088393



ETERNITY CHARCOAL PEARL
Satin 90088394

DURATEC® INTENSITY®



Fun, bright solid colours for a big impact delivered with warranty grade* advanced super durable polyester thermosetting powder. See product suitability tables for recommended usage.



INTENSITY LEAF
Satin 9006167S



INTENSITY EVERGREEN
Satin 9006005S



INTENSITY COAST
Satin 9005233S



INTENSITY REEF
Gloss 9005011G



INTENSITY SUMMER
Gloss 9004008G



INTENSITY FLAME
Gloss 9004007G



INTENSITY DESERT
Satin 9004227S



INTENSITY STORM
Satin 90089584



INTENSITY SUNSHINE
Gloss 9002084G



INTENSITY MOONLIGHT
Satin 9002004S

* All Dulux Duratec products are supported by Dulux Alumi Shield and Dulux Steel Shield warranties when applied by a Dulux Accredited Powder Coater to the warranty specification on recommended project types and conditions. For more information visit duluxpowders.com.au/warranties

ELECTRO®


POWDERCOAT RANGE



- ✓ AS 3715
- ✓ AAMA 2603
- ✓ AAMA 2604

A unique anodised look, designed to subtly change in appearance as light conditions alter in the day delivered with warranty grade* advanced super durable polyester thermosetting powder. See product suitability tables for recommended usage.

MODERN



FLAT WHITE
Flat 9061200F



CLEAN LINEN
Flat 9061302K



VENERABLE SILVER
Flat 9067621K




CANARY
Flat 9062209K




BRIGHT SPARK
Flat 9062205K




FRED
Flat 9064164K




TIBERIUS
Flat 9062210K



BLUE GOLD
Flat 9065301K



POYPLE
Flat 9065304K




GREEN LANTERN
Flat 9066342K



BLUE NIGHT
Flat 9065303K



BLUEIT
Flat 9065302K



BRILLIANCE
Flat 9068281K



MONUMENT®
Flat 9069171F



BURNISHED COPPER
Flat 9068185K

TRADITIONAL




SILVER REIGN
Flat 9067614K



SENSATIONAL CHAMPAGNE
Flat 9063187K



FRESH GOLD
Flat 9062208K



MEDIUM BRONZE
Flat 9068183K



BASALT
Flat 9067645F



DARK BRONZE
Flat 9068184K



BLACK ACE
Flat 9069116F

CB Colorbond® and the Colorbond colour names are registered trademarks of Bluescope Steel Limited.

* All Dulux Electro products are supported by Dulux Alumi Shield and Dulux Steel Shield warranties when applied by a Dulux Accredited Powder Coater to the warranty specification on recommended project types and conditions. For more information visit duluxpowders.com.au/warranties

FLUOROSSET[®]

POWDERCOAT RANGE



Subtle and neutral solid colours delivered with warranty grade* advanced ultra durable fluoropolymer thermosetting powder. See product suitability tables for recommended usage.

ULTRA DURABLE



XTREME™ WHITE
Satin 9641157M



XTREME™ COIN
Satin 9647289S



XTREME™ CHAMPAGNE
Satin 9647302Q



XTREME™ SILVER
Satin 9647273Q



XTREME™ CHARCOAL
Satin 9647297M



XTREME™ BLACK
Satin 96456970

* All Dulux Fluoroset products are supported Dulux Alumi Shield and Dulux Steel Shield warranties when applied by a Dulux Accredited Powder Coater to the warranty specification on recommended project types and conditions. For more information visit duluxpowders.com.au/warranties

Premium Product Range

RANGE	COLOUR NAME	FINISH	LOOK	COLORBOND®	PRODUCT CODE	R	G	B	LRV
Duratec Eternity	Eternity Bronze Pearl	Satin	Pearlescent		90088393	82	74	62	10%
Duratec Eternity	Eternity Chain Pearl	Matt	Pearlescent		90089119	168	171	168	45%
Duratec Eternity	Eternity Charcoal Pearl	Satin	Pearlescent		90088394	55	54	55	6%
Duratec Eternity	Eternity Citi Silver Pearl	Matt	Pearlescent		9007024Q	172	176	179	48%
Duratec Eternity	Eternity Copper Metallic Kinetic	Matt	Pearlescent		9007183K	146	134	124	29%
Duratec Eternity	Eternity Linen Pearl	Satin	Pearlescent		9001138Q	222	219	207	73%
Duratec Eternity	Eternity Matt Champagne Kinetic	Matt	Pearlescent		9003059K	157	151	142	36%
Duratec Eternity	Eternity Nickel Pearl	Matt	Pearlescent		90088395	165	158	146	39%
Duratec Eternity	Eternity Pewter Pearl	Satin	Pearlescent		90088396	124	129	129	26%
Duratec Eternity	Eternity Silver Kinetic Pearl	Satin	Pearlescent		9007160K	151	154	156	37%
Duratec Eternity	Eternity Star Pearl	Flat	Pearlescent		9007005F	156	159	159	39%
Duratec Eternity	Eternity Titanium Pearl	Satin	Pearlescent		90087728	89	91	88	14%
Duratec Intensity	Intensity Coast	Satin	Bright Solid		9005233S	13	94	134	13%
Duratec Intensity	Intensity Desert	Satin	Bright Solid		9004227S	139	57	46	12%
Duratec Intensity	Intensity Evergreen	Satin	Bright Solid		9006005S	38	96	62	12%
Duratec Intensity	Intensity Flame	Gloss	Bright Solid		9004007G	180	44	41	14%
Duratec Intensity	Intensity Leaf	Satin	Bright Solid		9006167S	75	137	65	24%
Duratec Intensity	Intensity Moonlight	Satin	Bright Solid		9002004S	238	207	65	66%
Duratec Intensity	Intensity Reef	Gloss	Bright Solid		9005011G	39	105	184	18%
Duratec Intensity	Intensity Storm	Satin	Bright Solid		90089584	42	51	79	6%
Duratec Intensity	Intensity Summer	Gloss	Bright Solid		9004008G	230	90	35	28%
Duratec Intensity	Intensity Sunshine	Gloss	Bright Solid		9002084G	231	171	54	50%
Duratec Zeus	Zeus Appliance White	Satin	Solid		90058853	240	244	239	91%
Duratec Zeus	Zeus Arctic White	Satin	Solid		90058851	224	232	237	82%
Duratec Zeus	Zeus Black	Matt	Solid		90088702	44	44	45	5%
Duratec Zeus	Zeus Chalk USA	Gloss	Solid		90073713	239	234	217	84%
Duratec Zeus	Zeus Charcoal	Satin	Solid		90087732	60	63	67	8%
Duratec Zeus	Zeus Dark Grey	Matt	Solid		90051275	59	64	68	8%
Duratec Zeus	Zeus Grey	Satin	Solid		90088416	108	111	114	20%
Duratec Zeus	Zeus Lunar Eclipse	Satin	Solid		90087734	45	45	46	5%
Duratec Zeus	Zeus Lunar Grey	Matt	Solid		90088417	227	225	216	77%
Duratec Zeus	Zeus Matt Canvas Cloth	Matt	Solid		9007327M	203	200	189	61%
Duratec Zeus	Zeus Monument®	Satin	Solid	CB	9007307S	66	67	67	9%
Duratec Zeus	Zeus Monument®	Matt	Solid	CB	9008189M	66	67	67	9%
Duratec Zeus	Zeus Silver Grey	Matt	Solid		90051272	171	175	177	47%
Duratec Zeus	Zeus Talc	Satin	Solid		90084682	229	226	216	78%
Duratec Zeus	Zeus Timberland	Satin	Solid		9007315S	84	84	80	12%
Duratec Zeus	Zeus White	Gloss	Solid		9001110G	240	244	242	90%
Electro	Basalt®	Flat	Anodised	CB	9067645F	91	93	93	15%
Electro	Black Ace	Flat	Anodised		9069116F	59	60	60	4%
Electro	Blue Gold	Flat	Anodised		9065301K	111	128	122	20%
Electro	Blue Night	Flat	Anodised		9065303K	67	68	71	6%
Electro	Blueit	Flat	Anodised		9065302K	40	117	146	15%
Electro	Bright Spark	Flat	Anodised		9062205K	226	165	62	43%
Electro	Brilliance	Flat	Anodised		9068281K	112	102	90	14%
Electro	Burnished Copper	Flat	Anodised		9068185K	93	75	71	8%
Electro	Canary	Flat	Anodised		9062209K	234	188	69	54%
Electro	Clean Linen	Flat	Anodised		9061302K	219	219	212	70%
Electro	Dark Bronze	Flat	Anodised		9068184K	77	69	63	6%
Electro	Flat White	Flat	Anodised		9061200F	236	240	237	86%
Electro	FRed	Flat	Anodised		9064164K	178	66	66	14%
Electro	Fresh Gold	Flat	Anodised		9062208K	150	131	107	24%
Electro	Green Lantern	Flat	Anodised		9066342K	76	81	72	8%
Electro	Medium Bronze	Flat	Anodised		9068183K	103	93	80	11%
Electro	Monument®	Flat	Anodised	CB	9069171F	66	67	67	9%
Electro	Poypole	Flat	Anodised		9065304K	114	105	109	15%
Electro	Sensational Champagne	Flat	Anodised		9063187K	148	138	125	26%
Electro	Silver Reign	Flat	Anodised		9067614K	170	175	173	42%
Electro	Tiberius	Flat	Anodised		9062210K	109	94	65	12%
Electro	Venerable Silver	Flat	Anodised		9067621K	125	127	128	21%
Fluoroset	Xtreme™ Black	Satin	Solid		96456970	42	42	43	4%
Fluoroset	Xtreme™ Champagne	Satin	Solid		9647302Q	161	158	153	39%
Fluoroset	Xtreme™ Charcoal	Satin	Solid		9647297M	58	61	64	7%
Fluoroset	Xtreme™ Coin	Satin	Solid		9647289S	163	167	169	43%
Fluoroset	Xtreme™ Silver	Satin	Solid		9647273Q	145	149	151	35%
Fluoroset	Xtreme™ White	Satin	Solid		9641157M	231	232	223	82%

Worth doing, worth Dulux.®

Whatever your project needs, Dulux powder coatings provide you with the confidence and quality that will make it all worthwhile.

Meeting Industry Standards

Dulux Premium Powder Coat Products are designed to meet both the global AAMA and Australian AS3715 standard architectural standards.

	Fluoraset	Electro	Duratec
AAMA 2605	●		
AAMA 2604	●	●	●
AAMA 2603	●	●	●
Coating Type	Ultra Durable Fluoropolymer	Super Durable Polyester	Super Durable Polyester

Meeting Project Needs

The following tables can be used to help identify your project and environment needs, and ultimately the product choice you have from this card.

Product Suitability – Aluminum

Project Type	Environment	Conditions	Fluoraset ¹	Electro ²	Duratec ²
Monumental	Exterior	Mild, Severe or Tropical	●		
Prestigious Commercial	Exterior	Severe or Tropical	●		
Prestigious Commercial	Exterior	Mild	●	●	●
Commercial Developments	Exterior	Mild, Severe or Tropical	●	●	●
Residential	Exterior	Mild, Severe or Tropical	●	●	●
Non-Habitable	Exterior	Mild, Severe or Tropical	●	●	●
All Projects	Interior	Moderate Interior	●	●	●
All Projects	Interior	General Interior	●	●	●

● Alumi Shield Warranty.

1. Fluoraset may be suitable in locations <10m from the high tide line e.g. harbours (contact Dulux for advice) and is NOT suitable in strongly acidic environments so PH must be >5.
2. Electro and Duratec are only suitable for coastal environments >10m from the high tide and are NOT suitable in strongly acidic environments so PH must be >5.

- Non-Habitable projects are those that are not dwelling types. Examples can be furniture, bus shelters, signage etc.
- Residential properties are typically easy to maintain, given their height and access.
- High-rise projects are less sheltered from neighbouring buildings, raising their exposure and reducing their ease of maintenance.
- Monumental projects attract the most attention and have the highest standards required to uphold the reputation expected from landmark sites.

Product Suitability – Steel

The appropriate coating system on steel is largely driven by the corrosive environment of the coated item. This can be determined in accordance with AS4312 Atmospheric corrosivity zones in Australia.

AS4312 & ISO 12944	Corrosion Category			Primer System		Top Coat Choice		
	Description of Environment	Mild Steel Corrosion Rate (Microns Per Year) ¹	Example Environment	Zincshield	E-Prime	Fluoraset ²	Electro ³	Duratec ³
C1	Very Low	<1.3	Interior: Dry indoors	●		●	●	●
C2	Low	1.3–25	Exterior: Arid, urban, inland Interior: Minor condensation	●		●	●	●
C3	Medium	25–50	Exterior: City, coastal or industrial Interior: High moisture	●		●	●	●
C4	High	50–80	Exterior: Sea shore (calm) Interior: Significant contamination	●	●	● ²	● ³	● ³
C5	Very High Industrial	80–200	Exterior: Heavy industrial	●	●	● ²	● ³	● ³
C5	Very High Marine	80–200	Exterior: Sea-shore (surf)	●	●	● ²	● ³	● ³

● Steel Shield Warranty. 1. Corrosion rate is for uncoated steel.

2. Fluoraset may be suitable in locations <10m from the high tide line e.g. harbours (contact Dulux for advice) and is NOT suitable in strongly acidic environments so PH must be >5.
3. Electro and Duratec are only suitable for coastal environments >10m from the high tide and are NOT suitable in strongly acidic environments so PH must be >5.

- Substrates include Mild Steel, Bright/Semi Bright Steel, Black Steel and Blue Steel.
- Please refer to a Dulux Duspec Specification for exact specification details.
- Abrasive blast clean all steel surfaces to be painted in accordance with AS1627.4 to visual standard AS1627.9 Class 2.5 (equivalent to ISO8501-1, Sa 2.5: Very Thorough Blast-Cleaning). Use a non-metallic medium that will generate a surface profile of 35 to 65 microns (as tested to AS3894.5 Method A).
- Items to be coated must be planned and designed in accordance with AS/NZS 2312 Section 3.

Visit duluxpowders.com.au/specifications for a comprehensive overview and specific specification details on aluminium and steel or call our advice line.

Warranted Performance

All Dulux premium powder coat products are backed by product specific warranties. Below is an overview of the warranties available from Dulux:

	Warranty	Flourosset	Electro	Duratec
Alumi Shield Warranty	Aluminium Durability	30 Years	20 Years	20 Years
	Aluminium Colour	25 Years	15 Years	15 Years*
Steel Shield Warranty	Steel corrosion	Up to 10 Years	Up to 10 Years	Up to 10 Years
	Steel Colour	25 Years	15 Years	15 Years*

* Excluding Intensity – 10 Years.

Warranties are made up of a colour warranty (for colour fade and chalking), durability warranty (film integrity for aluminium only), and corrosion warranty (for steel only). They are only valid when applied by a Dulux Accredited Powder Coater to the warranty specification on recommended project types and conditions.

For more information visit duluxpowders.com.au/warranties

Dulux Accredited Powder Coaters

Only Dulux Accredited Powder Coaters are able to issue our Dulux Alumi Shield and Steel Shield warranties after demonstrating their capability to meet stringent quality conditions and international standards.



For more information visit duluxpowders.com.au/accredited

Custom Colour

This colour card and our Colour Selector offer a range of products and colours that are readily available. If you cannot find the colour you require in a particular product, Dulux offer a Custom colour service. Call 13 24 99 or visit duluxpowders.com.au

Advice Line

Our dedicated consultants can help simplify the specification process, saving you time and money by providing the right coating advice for your project. Call 13 24 99 or visit duluxpowders.com.au

Offices

Australia

Dulux Powder & Industrial Coatings
1-15 Pound Road West , Dandenong South VIC 3175
T (61) 3 8787 4500 F (61) 3 8787 4542

New Zealand

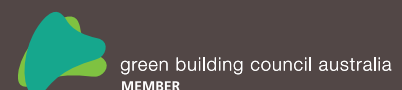
Dulux Powder & Industrial Coatings
31B Hillside Road, Glenfield, Auckland, New Zealand
T (64) 9 441 8244 F (64) 9 441 8242

Singapore

DGL International Powder & Industrial Coatings
BLK 265, #02-275, Serangoon Central Drive
T (65) 68381010 F (65) 6733 5125

China

DGL Camel Powder Coatings
No.11 Changtang Road, Yantian District
Fenggang, Dongguan, Guandong, China, PC 523701
T (86) 769 8680 1088 F (86) 769 8680 1092/8756 9339



Dulux, Duratec, Electro, Fluoraset, Worth doing, worth Dulux and Dulux World of Colour are registered trade marks and Custom Colour, Alumi Shield, Steel Shield, Dulux Accredited Powder Coaters are trade marks of DuluxGroup (Australia) Pty Ltd. Colorbond Steel and the Colorbond Steel colour names denoted by the ® symbol are registered trade marks of Bluescope Steel Ltd. Product colours displayed in this guide are indicative only. They have been matched to indoor viewing and are as close to the actual product colours as modern printing techniques allow. Colour appearance may vary according to light source. Always confirm your colour choice with production line prepared samples for final colour approval. Over time the durability performance between Colorbond Steel and Dulux Powder Coating products may vary. Copyright 2017 DuluxGroup (Australia) Pty Ltd.